
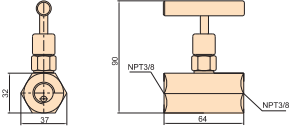

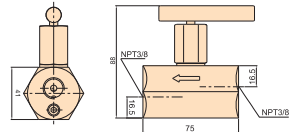


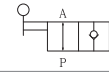
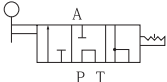
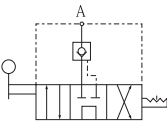
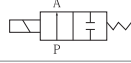
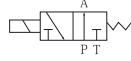
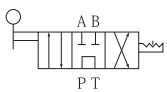
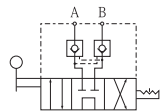

EV SERİSİ / EV SERIES

YÖN KONTROL VALFLERİ DIRECTIONAL CONTROL VALVES

Soldan sağa doğru modeller /
Shown from left to right
EV 43M4, EV 11, EV 52H3, EV 23



	Kod no Code No 91134001	EV-11 	İğne vana, silindir hızını manual olarak kontrol etme olanağı sağlar ve geçici yük tutma halinde kapatma vanası olarak da kullanılabilir. Needle valve, manually control the speed of cylinder, can be used as shut-off valve for temporary load holding.
	91134002	EV-23 	Manual çalıştırılan kontrol vanası, tek veya çift tesirli silindirlere yük tutma amacıyla kullanılır, silindirlere indiğinde yağın yağ haznesine dönüşünü sağlamak amacıyla manuel olarak açılır. Manually operated check valve, used to hold load with single or double acting cylinder, manually opened to allow oil to flow back to oil reserve when cylinder retracts.

Kullanıldığı Silindir Used With Cylinder	Valf Çalışması Valve Operation	Valf Konumu Valve Location	Kod no Code No	Model	Valf Tipi Valve Type	Valf Fonksiyonu Valve Function	Hidrolik Sembol Hydraulic Symbol	Ağırlık / Weight (kg)
Tek Tesirli Single Acting	Manuel	Pompa Üzerinde Pump Mounted	91134004	EV 42H2	2 Pozisyon 2 Position	İleri- Geri Advance Return		2
	Manuel	Pompa Üzerinde Pump Mounted	91134005	EV 43M3	3 Pozisyon 3 Position	İleri- Tutma-Geri Advance Hold Return		1.3
	Manuel	Kumanda Üzerinde Remote Mounted	91134006	EV 43M3L	3 Pozisyon 3 Position	İleri- Tutma-Geri Advance Hold Return		2.2
	Manuel	Pompa Üzerinde Pump Mounted	91134007	EV 43M3T	3 Pozisyon 3 Position	İleri- Tutma-Geri Advance Hold Return		3.8
	Manuel	Kumanda Üzerinde Remote Mounted	91134008	EV 43M3LT	3 Pozisyon 3 Position	İleri- Tutma-Geri Advance Hold Return		4.7
	Selenoid 24V	Pompa Üzerinde Pump Mounted	91134009	EV 52H2	2 Pozisyon 2 Position	İleri- Geri Advance Return		1.8
	Selenoid 24V	Pompa Üzerinde Pump Mounted	91134010	EV 52H3	2 Pozisyon 2 Position	İleri- Geri Advance Return		1.8
Çift Tesirli Double Acting	Manuel	Pompa Üzerinde Pump Mounted	91134011	EV 43M4	3 Pozisyon 3 Position	İleri- Tutma-Geri Advance Hold Return		1.3
	Manuel	Kumanda Üzerinde Remote Mounted	91134012	EV 43M4L	3 Pozisyon 3 Position	İleri- Tutma-Geri Advance Hold Return		2.2
	Manuel	Pompa Üzerinde Pump Mounted	91134013	EV 43M4T	3 Pozisyon 3 Position	İleri- Tutma-Geri Advance Hold Return		3.8
	Manuel	Kumanda Üzerinde Remote Mounted	91134014	EV 43M4LT	3 Pozisyon 3 Position	İleri- Tutma-Geri Advance Hold Return		4.7
	Selenoid 24V	Pompa Üzerinde Pump Mounted	91134015	EV 52H4	2 Pozisyon 2 Position	İleri- Geri Advance Return		1.8